

ALKYRA

BEVERIDGE

Live brighter



Live brighter
at Alkyra

Where affordability meets opportunity

Set within a relaxed environment and with a peaceful approach to everyday living, Alkyra celebrates a future underpinned by community values and the creature comforts of home.

Melbourne's northern growth corridor is currently undergoing enormous transformation, which presents an exciting opportunity for those looking to join a vibrant new community. Located within the suburb of Beveridge, Alkyra offers an elevated yet affordable lifestyle – one that celebrates connection, everyday enjoyment and boundless opportunity.

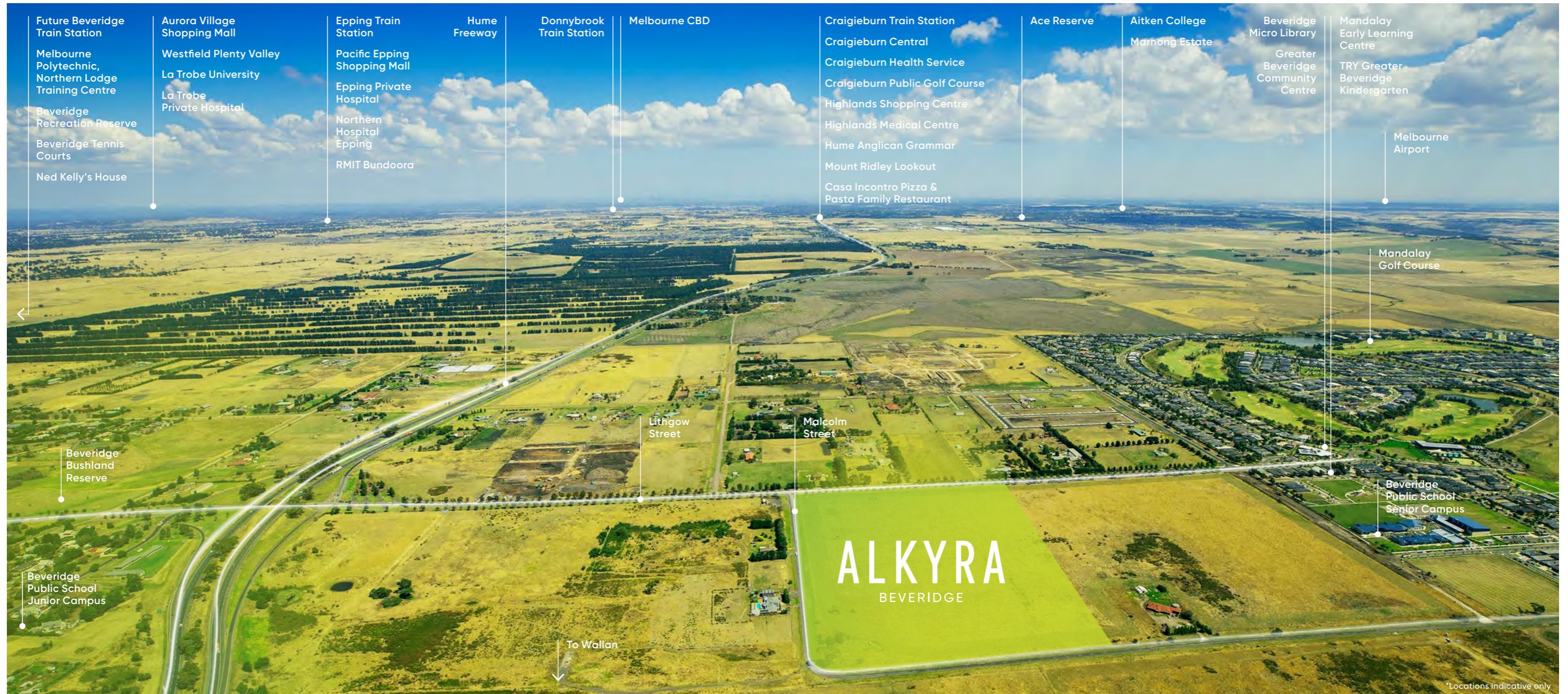
Whether you're planning your dream first home or looking for a boutique development with vast potential, the opportunity to live brighter each and every day starts here at Alkyra.



Brighter connections

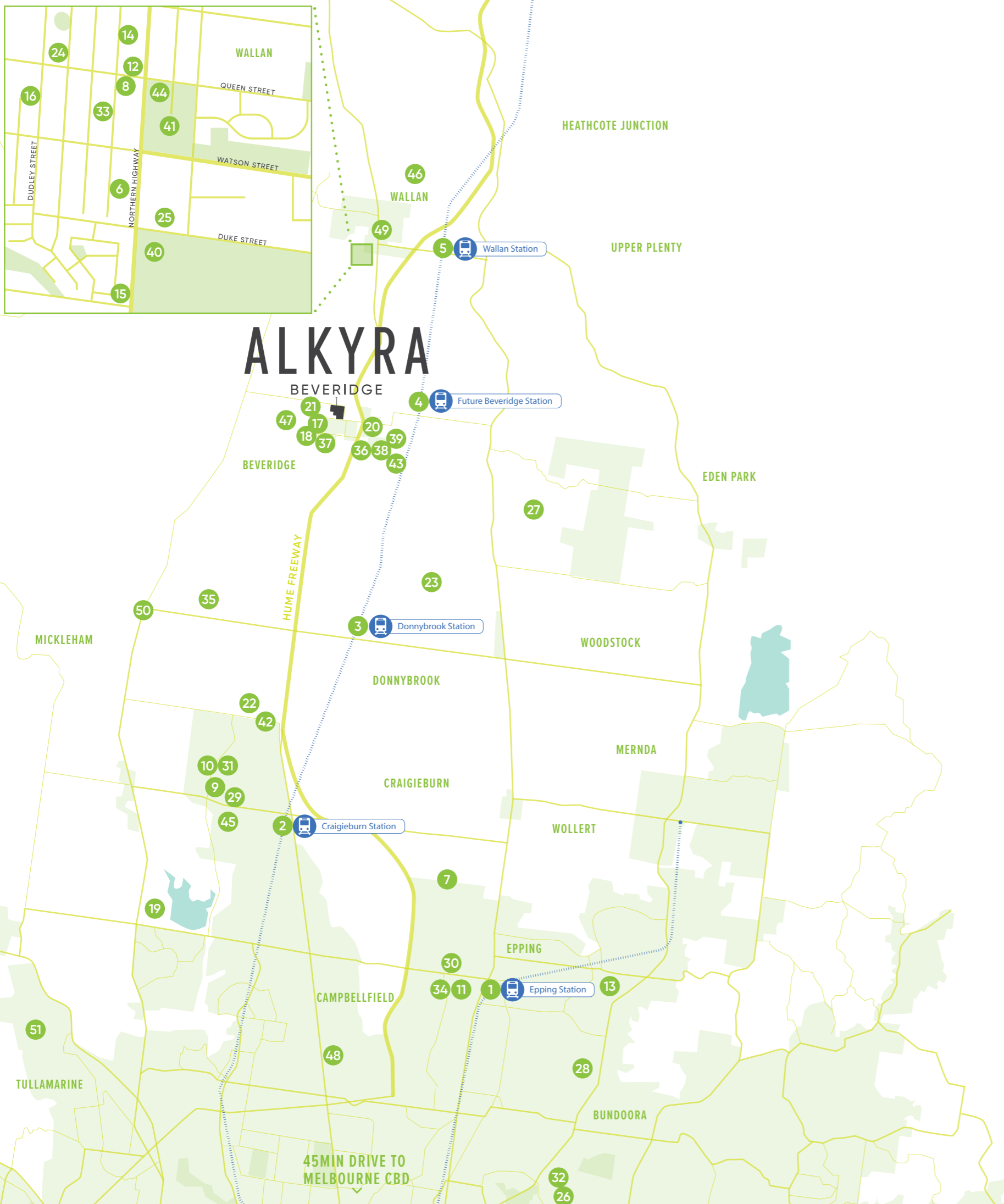
Positioned with excellent proximity to rail, road and public transport infrastructure, you're never too far away from what matters most.

Located just 40km from the heart of Melbourne's CBD, Alkyra is seamlessly connected to its surrounding areas via easy access to the Hume Highway, a proposed Outer Metropolitan Ring Road transport corridor, the Melbourne-Sydney railway line and a future-planned Beveridge railway station.



*Locations indicative only

A brighter place to be



Transport

- 1 – Epping Train Station
- 2 – Craigieburn Train Station
- 3 – Donnybrook Train Station
- 4 – Future Beveridge Train Station
- 5 – Wallan Train Station

Shopping

- 6 – Aldi (Wallan)
- 7 – Aurora Village Shopping Mall
- 8 – Coles (Wallan)
- 9 – Craigieburn Central
- 10 – Highlands Shopping Centre
- 11 – Pacific Epping Shopping Mall
- 12 – Wellington Square Shopping Centre
- 13 – Westfield Plenty Valley
- 14 – Woolworths (Wallan)

Early Learning Centres

- 15 – Creative Garden Early Learning Wallan
- 16 – Dudley Street Childcare & Kindergarten
- 17 – Mandalay Early Learning Centre
- 18 – TRY Greater Beveridge Kindergarten

Primary & Secondary Schools

- 19 – Aitken College
- 20 – Beveridge Public School Junior Campus
- 21 – Beveridge Public School Senior Campus
- 22 – Hume Anglican Grammar (Mickleham)
- 23 – Hume Anglican Grammar (Donnybrook)
- 24 – Wallan Primary School
- 25 – Wallan Secondary College

Tertiary Education

- 26 – La Trobe University
- 27 – Melbourne Polytechnic, Northern Lodge Training Centre
- 28 – RMIT Bundoora

Medical

- 29 – Craigieburn Health Service
- 30 – Epping Private Hospital
- 31 – Highlands Medical Centre
- 32 – La Trobe Private Hospital
- 33 – Wallan Medical & Specialist Centre
- 34 – Northern Hospital Epping

Sport, Parks & Recreation

- 35 – Ace Reserve (playground, tennis courts, basketball courts)
- 36 – Beveridge Bushland Reserve
- 37 – Greater Beveridge Community Centre and Beveridge Micro Library
- 38 – Beveridge Recreation Reserve
- 39 – Beveridge Tennis Courts
- 40 – Greenhill Reserve (Sports Complex)
- 41 – Hadfield Park
- 42 – Mount Ridley Lookout
- 43 – Ned Kelly's House
- 44 – The Community Bank Adventure Playground

Golf Clubs

- 45 – Craigieburn Public Golf Course
- 46 – Hidden Valley Golf & Country Club
- 47 – Mandalay Golf Course

Eateries

- 48 – Casa Incontro Pizza & Pasta Family Restaurant
- 49 – Hogan's Hotel Motel (Cafe, Bar, Restaurant)
- 50 – Marnong Estate (Winery & Restaurant)

Airport

- 51 – Melbourne Airport (Tullamarine)

Let everyday

Providing close proximity to a range of amenities, attractions and local services, Alkyra celebrates life's best moments and simple pleasures.

The future Beveridge Town Centre will be easily accessible on foot, while nearby, the newly constructed Beveridge Primary School and Mandalay Early Learning Centre will offer educational opportunities for bright young minds.



Wellington Square Wallan
Wellington Square in the neighbouring suburb of Wallan provides easy access to all your shopping and entertainment needs.

For those who like to shop till they drop, the shopping centres and amenities of neighbouring suburbs, Craigieburn and Epping, are also just an arm's length away.

Merrifield City Shopping Centre
The nearby Merrifield City Shopping Centre ensures there's always something to see, do, and experience.



Mandalay Early Learning Centre



Beveridge Primary School



Club Mandalay

For those looking to relax and enjoy their hard-earned days off, the acclaimed Club Mandalay Golf Course & Clubhouse will provide ample opportunity to take time out and get back to basics.

shine bright



Take the next step with Allam Property Group

For 30 years, Allam has worked diligently to become one of the most respected developers and home builders in NSW and we are proud to be expanding into Victoria.

Inspired by our community, every Allam estate is designed with style and lifestyle in mind. We offer a range of flexible options including stress-free turnkey homes, as well as land-only options, such as Alkyra.


We create places to live and wonderful communities that suit the personal needs and aspirations of every buyer – whether you're looking for your forever home or a solid investment backed with the Allam traditions of quality, professional design and planning.

- ✓ 30 years of building excellence
- ✓ Australian owned and operated
- ✓ Developed over 35 estates in NSW
- ✓ One of the largest property developers in NSW
- ✓ Helped over 6,500 families find their dream home or vacant block of land



Disclaimer – Important Information.

The contents of this brochure have been prepared by the vendor for the information of potential purchasers. The information does not in any part constitute any form of offer or contract; it is provided as a guide only and has been provided in good faith and with due care. The contents within this document, including but not limited to the fixtures, fittings, floorplans, furnishings, internal and external homes images (photography and artist's impressions) are all indicative only, and subject to change at any time. Furniture is not included. Changes may be made during planning and the completion of construction or as a result of statutory or design requirements. Anyone with potential interest in any home should fully satisfy themselves in relation to all aspects of the home and of all matters that a prudent person may consider relevant. The vendor, their agents or employees will not be liable for any loss or damage resulting from any statement or other information relied upon or contained within any content or marketing material. The vendor reserves the right, at its sole discretion, to vary any details, or to amend any terms and conditions without notice.



ALKYRA BEVERIDGE

DISCLAIMER: Please note that this plan is an artist's impression and is to be used as a guide only. All lots will be subject to Allam building design guidelines. Details of these are available on enquiry. Whilst every care is taken to ensure that this plan is correct, it is indicative only and subject to change without notice. Purchasers must rely on their own enquiries and the Contract for Sale of Land. The future park/open space shown are also indicative and construction is the responsibility of other/s. Plans are not to scale. NOTE: Dimensions are subject to survey and preparation of final subdivision plan.

ALKYRA

BEVERIDGE

Live brighter at Alkyra

alkyra.com.au
0475 111 533

Visit our Sales Centre
Cnr Malcolm & Lithgow Streets
Beveridge VIC 3753